



User Manual

Request permission to sail out of the territorial waters for visiting foreign vessels

V 1.1

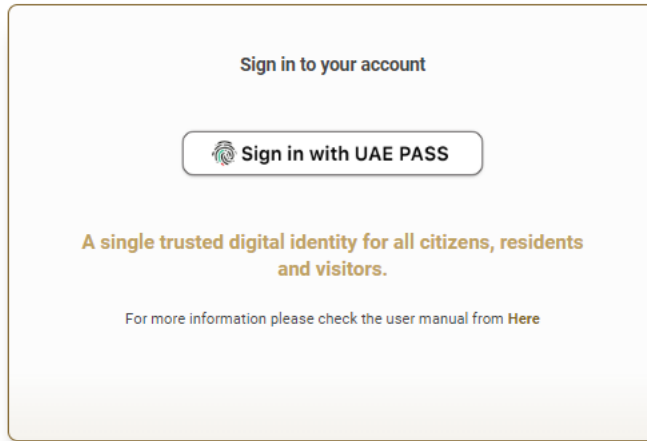
2024

1. Open MOEI website: <https://www.moei.gov.ae>
2. From the home page, go to Services Directory, choose the category “Maritime Transportation” Then select the Sub category “Commercial vessel services”. you can view the service Info or start the service immediately by clicking on Start Button

The screenshot shows the MOEI website interface. At the top, there is a navigation bar with the Ministry of Energy & Infrastructure logo and name, and a search bar. Below the navigation bar, there is a large banner with the text "Sustainable global leadership in energy, water, infrastructure, housing and transportation" and an illustration of industrial infrastructure. The main content area is titled "Services" and features a search bar and a "Request Status" button. A sidebar on the left lists various service categories, with "Maritime Transport" expanded to show "Commercial Vessel Services" (31) as the selected option. The main content area displays a grid of service cards, each with a title and a brief description. The cards are organized into two rows of three. The first row includes "Maritime Transport" (Application for mortgage on a national commercial vessel), "Maritime Transport" (Request for extension of statutory certificate for national commercial ship), and "Maritime Transport" (Request for issuance of deletion certificate for national commercial ship). The second row includes "Maritime Transport" (Request for issuance of permanent certificate of registry for national commercial ship), "Maritime Transport" (Request for replacement of lost / damaged deletion certificate for national commercial ship), and "Maritime Transport" (Request for replacement of lost / damaged of the Continuous Synopsis Record for national...).

3. you can view the service Info or start the service immediately by clicking on Start Button

4. Then it will redirect you to the Login page, you can login by using UAE PASS.



5. Fill the application Information.

Request permission to sail out of the territorial waters for visiting foreign vessels



Service User Guide (pdf 1.14 MB)

Vessel Details

Registration Centre *

Abu Dhabi Centre

Date of Entry *

Please Add Date of Entry

IMO No *

Only numbers are allowed

Official No *

Only numbers are allowed

Vessel Name Arabic *

Please add Vessel Name Arabic

Vessel Name English *

Please add Vessel Name English

Vessel Type *

Please Select

Flag *

Please Select

Radio Call Sign *

Please add Radio Call Sign

Gross Tonnage *

Only numbers are allowed

Length over all *

Only numbers are allowed

Building Date *

Please add Building Date

Owner Name

Please add Owner Name

Owner Name Arabic

Please add Owner Name Arabic

Place of vessel *

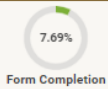
Please Select

No Of Crews

Only numbers are allowed

No of Passenger

Only numbers are allowed





Save and Continue Later

Next

Cancel


Request permission to sail out of the territorial waters for visiting foreign vessels

 Service User Guide (pdf 1.14 MB) 

NOC Details

Subject *

Details

Requested by Agent * Expiry Date * 

Only arabic characters





Reason *

- Unfavorable weather conditions
- Engines Failure / malfunctions
- Change of vessel's registration
- Renewal of the ship's certificates
- Docking of the vessel at repair yards
- The arrest under court order or by competent authorities
- Investigation of a marine accident
- Cargo operation
- Others

Explanation *

you can write (Arabic Or English) language

0%
Form Completion

 Save and Continue Later  Previous  Next  Cancel

6. Upload the needed documents.

Request permission to sail out of the territorial waters for visiting foreign vessels

1

2

3

4

Service User Guide (pdf 1.14 MB)

Upload Attachments

Entry permit to countries or a previous extension letter from the Maritime Administration -

Select or drag and drop files here

(30) (40) (50) (60) (70) extensions are allowed with maximum 4 file(s) and up to 4 MB of size.

Ship registration certificate -

Select or drag and drop files here

(30) (40) (50) (60) (70) extensions are allowed with maximum 4 file(s) and up to 4 MB of size.

Classification certificate -

Select or drag and drop files here

(30) (40) (50) (60) (70) extensions are allowed with maximum 4 file(s) and up to 4 MB of size.

Ship and seafarers' evidence of insurance -

Select or drag and drop files here

(30) (40) (50) (60) (70) extensions are allowed with maximum 4 file(s) and up to 4 MB of size.

Safety Management certificate

Select or drag and drop files here

(30) (40) (50) (60) (70) extensions are allowed with maximum 4 file(s) and up to 4 MB of size.

Continuous Synopsis Record (CSR)

Select or drag and drop files here

(30) (40) (50) (60) (70) extensions are allowed with maximum 4 file(s) and up to 4 MB of size.

Minimum Safe Manning Document

Select or drag and drop files here

(30) (40) (50) (60) (70) extensions are allowed with maximum 4 file(s) and up to 4 MB of size.

Others

Select or drag and drop files here

(30) (40) (50) (60) (70) extensions are allowed with maximum 4 file(s) and up to 4 MB of size.

Safety Equipment certificate

Select or drag and drop files here

(30) (40) (50) (60) (70) extensions are allowed with maximum 4 file(s) and up to 4 MB of size.

0%

Form Completion

Save and Continue Later

Previous



Next

Back

Last updated on: 25/10/2022 10:11 AM

7. Submit the request by click on “Submit”.

Request permission to sail out of the territorial waters for visiting foreign vessels


 Service User Guide (pdf 1.14 MB) 





Submit & Finish

Comments

Please add Comments

I, the applicant, hereby declare that all the information and documents provided for this transaction are correct; and if they are proven incorrect or there is any tampering or forgery in them, the Ministry has the right to take the necessary legal measures regarding this *

 100%
Form Completion

 Save and Continue Later  Previous  Submit  Back

8. Fill the satisfaction survey about the eService, when the following pop-up shows up:

Customer Pulse Survey

Based on your experience in getting the service. To what extent do you agree on the following statements?

	Extremely Disagree	Disagree	Somewhat Disagree	Neutral	Somewhat Agree	Agree	Extremely Agree
Availability & accuracy of Service information	★	★	★	★	★	★	★
Ease of Service accessibility in the Smart Application	★	★	★	★	★	★	★
Ease & Simplicity of Service Application Steps	★	★	★	★	★	★	★
Ease and Variety of payment options	★	★	★	★	★	★	★
Possibility of Service Status Tracking	★	★	★	★	★	★	★
Service Completion time was reasonable & within my expectations	★	★	★	★	★	★	★
Smart Application efficiency (no delays or errors in app)	★	★	★	★	★	★	★
Availability of Online Support	★	★	★	★	★	★	★

Previous Next

Customer Pulse Survey

Is there anything else you would like to share with us?

Please select

2000 characters left


Kindly provide your mobile number or Email for follow up

Previous Submit

9. After the application is approved by the ministry, you will receive the Certificate automatically via email. However, you can also view and download the certificate from the end user dashboard through Request Status boxes Or My Application:

a. Click on the "My Application" as shown in the image below

b. for searching/filtering the requests based on Reference Number/Request Date/Service Name/Request Status:

 My Applications

Services by Category Maritime Transport Services ▼ Service Please Select ▼

My Company Please Select ▼ Company PRO Please Select ▼

Application Status Please Select ▼

Keyword (Reference Number)

Use Date Range

Search Reset Filters